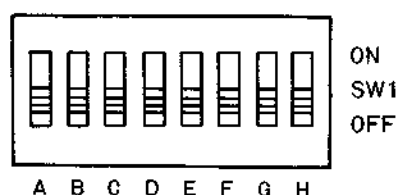
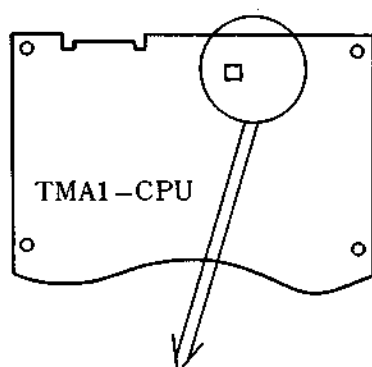


ADJUSTMENTS

TMA1-UP-US

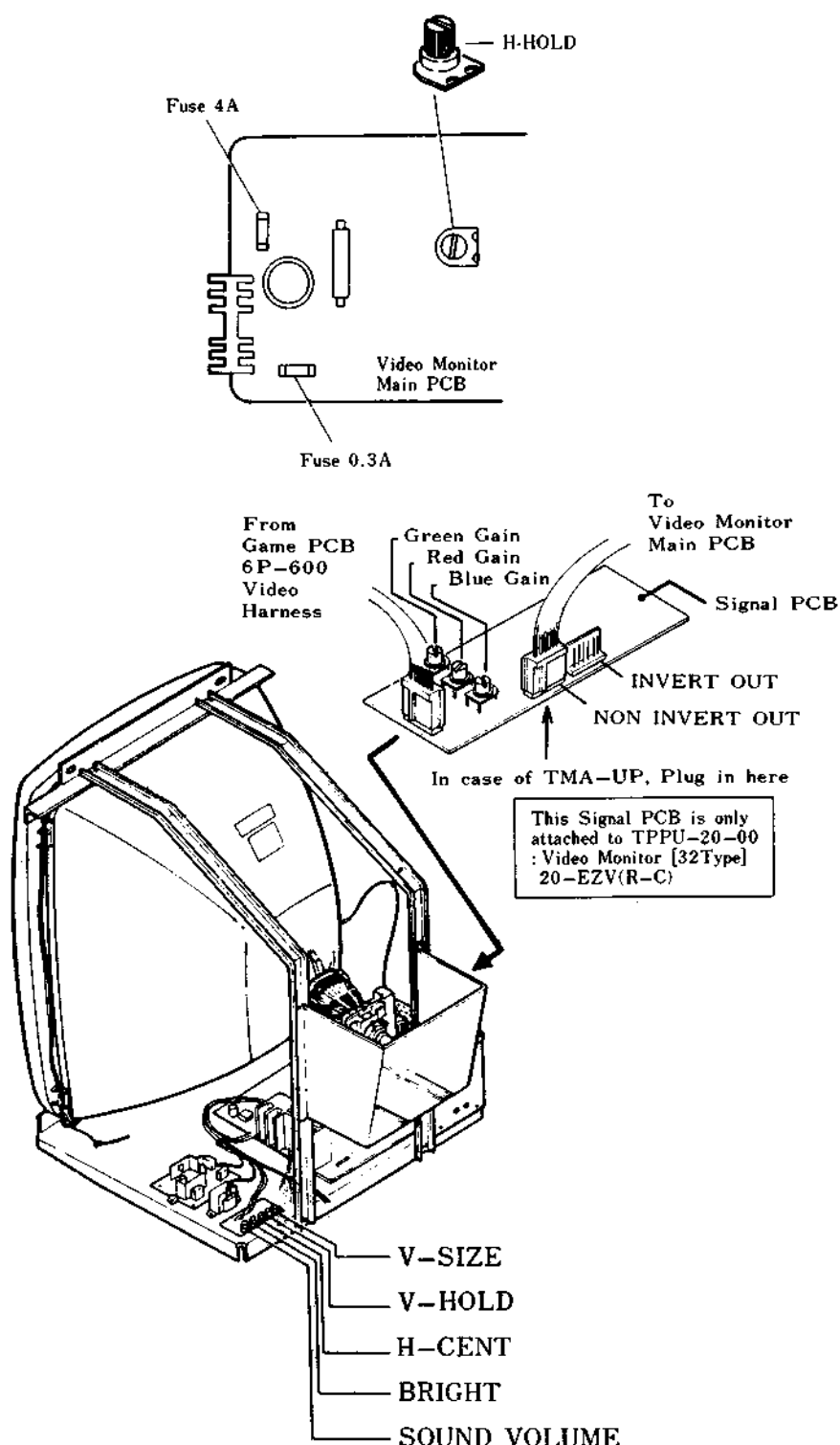
1. Option Switch Settings

You can set Number of MARIO/LUIGI per Game, Game Price, Extra MARIO/LUIGI, and Difficulty on the Game PCB.



		TOGGLE(SWI) SETTINGS							
		A	B	C	D	E	F	G	H
NUMBER OF MARIO/LUIGI PER GAME	3	OFF	OFF						
	4	ON	OFF						
	5	OFF	ON						
	6	ON	ON						
COIN/CREDIT	2/1			ON	OFF				
	1/1			OFF	OFF				
	1/2			OFF	ON				
	1/3			ON	ON				
EXTRA MARIO/LUIGI AT	20,000PTS.					OFF	OFF		
	30,000PTS.					ON	OFF		
	40,000PTS.					OFF	ON		
	NO EXTRA					ON	ON		
DIFFICULTY	EASY (1)							OFF	OFF
	(2)							OFF	ON
	(3)							ON	OFF
	HARD (4)							ON	ON

2. Video Monitor



Do not touch the inside of the Video Monitor in which many parts are supplied with high voltage.

CAUTIONS

- (1) Turn the power off before exchanging and removing the PCB and connectors.
- (2) Do not touch IC, LSI and other electronic parts on PCB. Do not use a tester or the like on them.
- (3) PCB to be stored or transported should be wrapped by a conductive pouch or aluminum foil.
- (4) PCB should not be exposed direct to the sun.
- (5) When soldering, use soldering iron of which end is grounded.